



RECHARGEABLE Ø5.5MM PROBE VIDEO BORESCOPE FOR SMARTPHONE

MODEL NO: **VS01W**

Thank you for purchasing a Sealey product. Manufactured to a high standard, this product will, if used according to these instructions, and properly maintained, give you years of trouble free performance.

IMPORTANT: PLEASE READ THESE INSTRUCTIONS CAREFULLY. NOTE THE SAFE OPERATIONAL REQUIREMENTS, WARNINGS & CAUTIONS. USE THE PRODUCT CORRECTLY AND WITH CARE FOR THE PURPOSE FOR WHICH IT IS INTENDED. FAILURE TO DO SO MAY CAUSE DAMAGE AND/OR PERSONAL INJURY AND WILL INVALIDATE THE WARRANTY. KEEP THESE INSTRUCTIONS SAFE FOR FUTURE USE.



Refer to
instructions

1. SAFETY

- ✓ Always perform automotive testing in a safe environment.
- ✓ Keep your work area clean and well lit.
- ✓ Keep clothing, hair, hands, tools, test equipment, etc. away from all moving or hot engine parts.
- ✓ Operate the tool in a well-ventilated work area.
- ✗ **DO NOT** operate the tool in explosive atmospheres, such as in the presence of flammable liquids, gases, or heavy dust.
- ✗ **DO NOT** use the tool around corrosive chemicals which can damage the tool.
- ✗ **DO NOT** abuse the flexible cable. Never use the flexible cable to carry the tool.
- ✗ **DO NOT** drop the borescope, it is not shock proof.
- ✓ Keep bystanders and children away while operating the tool.
- ✓ Keep the tool dry, clean, free from oil, water and grease. Use a small amount of mild detergent on a clean cloth to clean the outside of the tool when necessary and store in a dry, childproof area.
- ✓ Turn the borescope off when not in use.
- ✓ Remove the batteries when cleaning the unit or before storing the unit for a long period of time.
- ✓ When necessary replace all four batteries. Use only the size and type of battery specified.

2. INTRODUCTION

New compact design allows you to connect to a smartphone or tablet via WiFi technology which supports IOS and Android. Fitted with a six LED adjustable light for precise illumination. Images can be stored on App or phone and easily forwarded on to the customer via email or preferred messenger Apps by one click of a button. High resolution 1 megapixel camera gives a clear image. Includes a case which features a phone holder with an adjustable wrist strap giving you easy viewing and both hands free to work. Waterproof probe pod with IP67 rating. Features on/off, battery level, battery charging and WiFi signal indicators. Powered by a rechargeable 3.7V 3.2Ah Li-ion battery. Supplied with a probe pod dust cap and screw on 45° mirror pod.

3. SPECIFICATION

Model No:	VS01W
Accessories:.....	45° Mirror, Wrist strap with case, Smartphone holder, Camera protector
Camera Probe Length:.....	1000mm
Camera:	Ø5.5mm 1 Megapixel
Charging Time:.....	6-8hr
Focus Distance:	30mm - 80mm
Imaging Sensor:	CMOS Sensor
Mirror Flip/Rotate Function:.....	Yes
Operating Time:	6hr
Pod Length:.....	30mm
Power Source:	3.7V 3.2Ah
Record Function (Video + Still):	Yes
Viewing Angle:.....	60°

4. CONTENTS

SNAKE TUBE CAMERA

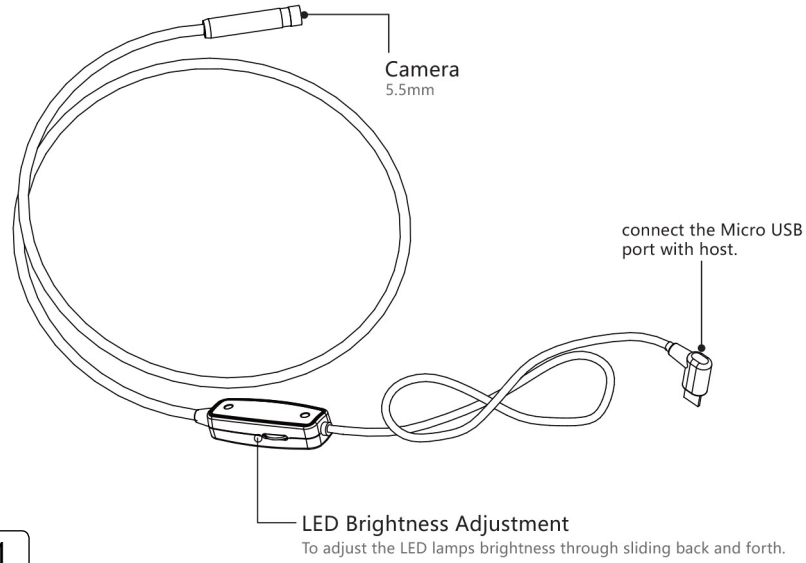


fig.1

HOST

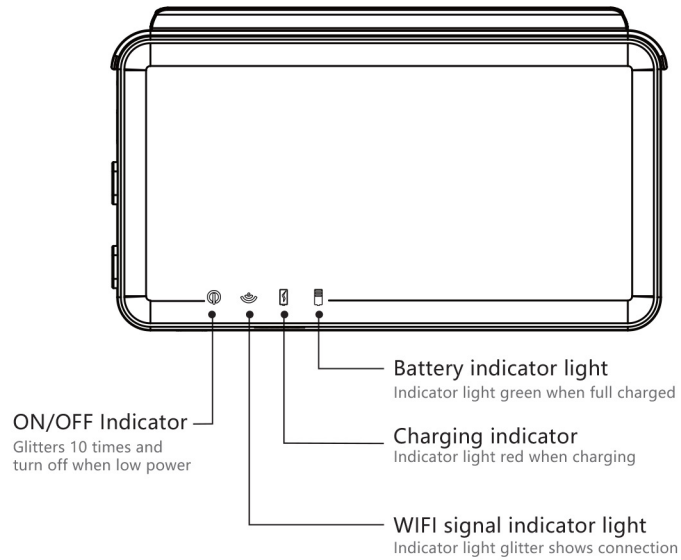


fig.2

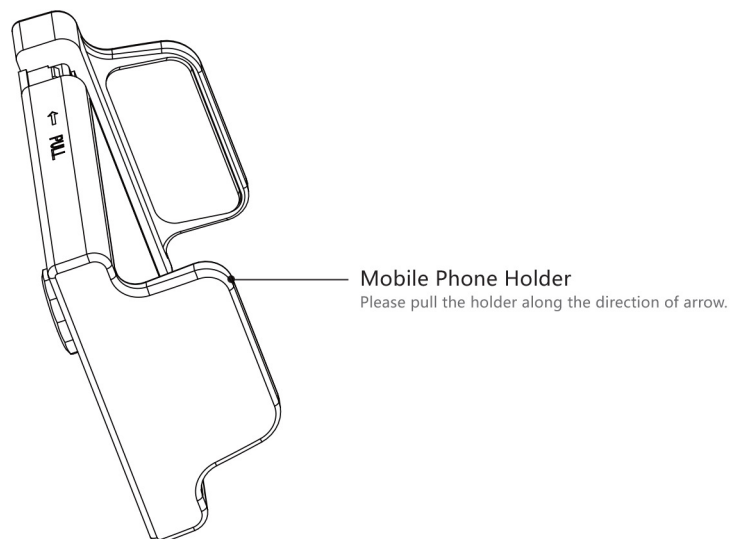
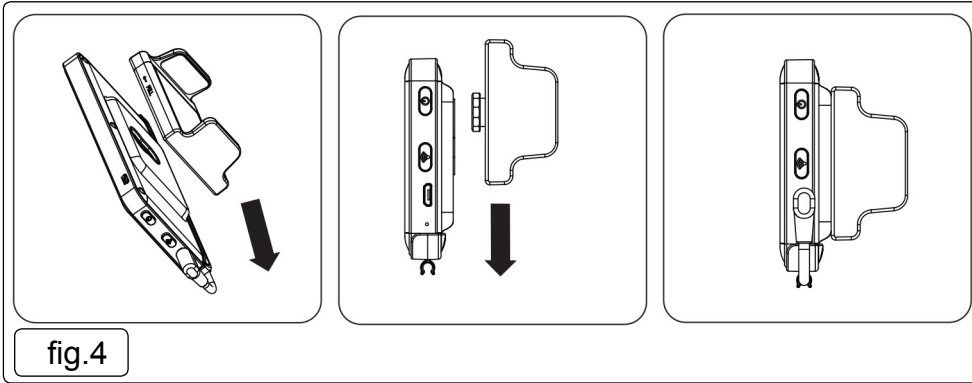


fig.3

5. ASSEMBLY

- 5.1. The Host is wrist mountable by means of a separate wristband. Your phone can be mounted to the host by means of the mobile phone holder.



6. OPERATION

- × **DO NOT** use excessive force to insert or retrieve probe from the equipment or areas under inspection.
- × **DO NOT** use the probe to push against objects or to clear a path. This instrument is for remote viewing only.
- × **DO NOT** bend any part of the shaft tighter than a 130mm diameter.
- × **DO NOT** insert the probe and tip into locations where the temperature is greater than 55°C.
- × **DO NOT** vibrate, bang, or drop your bore scope. It is not shock resistant.

6.1. TURNING THE HOST ON AND OFF

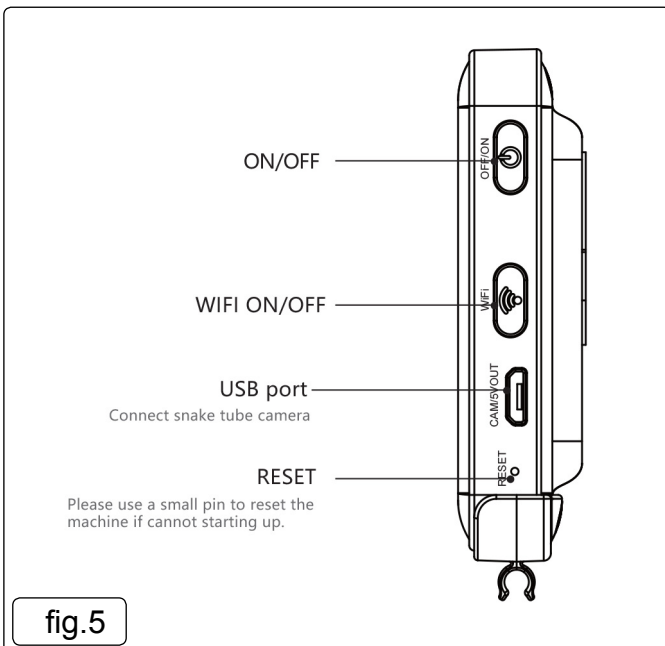
- 6.1.1. To turn on, hold in on/off button (fig.5) until on/off indicator illuminates red (fig.2).
- 6.1.2. To turn off, hold in on/off button (fig.5) until on/off indicator light goes out (fig.2).

6.2. CONNECTING TO THE APP (FIG.7)

- 6.2.1. Make sure you have downloaded the app first. The QR code below will take you directly to the app (fig.6).
- 6.2.2. To turn on the wifi, on the Host, press wifi on/off button (fig.5) The wifi signal indicator will flash green when trying to connect to the phone. It will show a steady green when the device is ready to connect to the phone, and it will stay a steady green when it is visible to the phone or connected to the phone.

NOTE: The wifi password is "00000000".

- 6.2.3. Connect to the Host's wifi as you normally would for your smart-phones operating system.
- 6.2.4. After you have connected your phone to the Host's wifi, open the app.



7. MAINTENANCE

- 7.1. If the device is not used, it should be stored in a dry place, away from children.
- 7.2. If the cable is damaged, or there is a defect with the Borescope contact supplier.

Parts support is available for this product. Please email sales@sealey.co.uk or telephone 01284 757500



WEEE REGULATIONS

Dispose of this product at the end of its working life in compliance with the EU Directive on Waste Electrical and Electronic Equipment (WEEE). When the product is no longer required, it must be disposed of in an environmentally protective way. Contact your local solid waste authority for recycling information.



ENVIRONMENT PROTECTION

Recycle unwanted materials instead of disposing of them as waste. All tools, accessories and packaging should be sorted, taken to a recycling centre and disposed of in a manner which is compatible with the environment. When the product becomes completely unserviceable and requires disposal, drain any fluids (if applicable) into approved containers and dispose of the product and fluids according to local regulations.

Note: It is our policy to continually improve products and as such we reserve the right to alter data, specifications and component parts without prior notice.

Important: No Liability is accepted for incorrect use of this product.

Warranty: Guarantee is 12 months from purchase date, proof of which is required for any claim.

Sealey Group, Kempson Way, Suffolk Business Park, Bury St Edmunds, Suffolk. IP32 7AR



01284 757500



01284 703534



sales@sealey.co.uk



www.sealey.co.uk